




My Muggle's Guide to



HARRY POTTER AND THE STOLEN KEYS




HOWLERS AND THE DAILY PROPHECY




Let me introduce myself ! I am the great editor of the famous and extraordinary Daily Prophet

You, first-year students, will have the honour of writing articles in my amazing gazette ! Remember the NETIQUETTE ! Check your texts before posting them !



MAKE UP A QUESTIONNAIRE


- First of all, write three questions you will ask your teammate.



CREATE YOUR HOWLER


- Now you have prepared your 3 questions, say them aloud and record yourself.
- Create your howler. Download the silent video of the Harry Potter Howler. Then add your recorded questionnaire to the video. To edit your video, you can use Windows Movie Maker, Canva etc...
- Upload your HOWLER to padlet :
<https://fr.padlet.com/harrypotterandthestolenkeysfr/home>

☛ Your teacher will upload it to Twinspace .



LISTEN TO YOUR PARTNER'S HOWLER

- Go to Twinspace and click on « Howlers and the Daily Prophet interviews ».
- Read the name of your partner who created the howler. Listen to it and answer the questions in your TWINMAIL.



READ YOUR TWINMAIL MESSAGE

- Go to TWINMAIL and read the message your received.
- You can ask your partner for more details if you want.



WRITE YOUR ARTICLE

- Use the information you have now about your partner to write an article.
- Post your article in PADLET in « My first article for the daily prophet »

<https://fr.padlet.com/harrypotterandthestolenkeysfr/home>



Congratulations

You did it!

You have deserved your second key!

